


# Tips, Grips & Plugs 7


## Plastic Domed Caster Stem Dust Caps, Pack of 10

| Part #     | Color | Fits     |
|------------|-------|----------|
| A 921050PK | gray  | E & J    |
| B 921052PK | gray  | Invacare |
| C 921051PK | black | E & J    |
| D 921053PK | black | Invacare |







## Plastic Hub Caps

| Part #   | Color | Type            | Fits                       |
|----------|-------|-----------------|----------------------------|
| 155016   | gray  | Skyway snap-on  | Skyway flush-mount hub     |
| E 155017 | black | Skyway snap-on  | Skyway flush-mount hub     |
| 155018   | gray  | Skyway twist-on | Skyway flush-mount hub     |
| F 155019 | black | Skyway twist-on | Skyway flush-mount hub     |
| G 155020 | black | Skyway twist-on | Skyway quick release axle  |
| H 155030 | gray  | snap-on         | E & J mag or economy wheel |
| I 155031 | black | snap-on         | E & J mag or economy wheel |
| 255108   | gray  |                 | Invacare                   |
| 255109   | black |                 | Invacare                   |



## 7. Tips, Grips & Plugs



### Rubber Bumpers and Roller Bumper

| Part #   | Size | Color | Fits                          |
|----------|------|-------|-------------------------------|
| A 921075 | 7/8" | gray  | all 7/8" tube, footplate ext. |
| B 921076 | 7/8" | black | all 7/8" tube, footplate ext. |
| C 921077 | 7/8" | gray  | E & J footrest                |
| D 921078 | 7/8" | black | E & J Footrest                |
| E 921080 | 7/8" | black | 7/8" tube, footplate ext.     |

### Tube End Caps, Plastic, Pack of 10

| Part #   | Size | Color | Fits                    |
|----------|------|-------|-------------------------|
| F 921054 | 7/8" | gray  | 7/8" tube – most brands |
| G 921055 | 7/8" | black | 7/8" tube – most brands |

### Seat Rail Guides, Plastic

| Part #   | Color | Type           | Fits                    |
|----------|-------|----------------|-------------------------|
| H 921001 | white | fixed arm      | 7/8" tube – most brands |
| I 921002 | black | fixed arm      | 7/8" tube – most brands |
| J 921003 | white | detachable arm | 7/8" tube – most brands |
| K 921004 | black | detachable arm | 7/8" tube – most brands |

### Tipping Lever Sleeves

| Part #   | Type    | Color | Fits                    |
|----------|---------|-------|-------------------------|
| L 921020 | rubber  | gray  | 7/8" tube – most brands |
| M 921021 | rubber  | black | 7/8" tube – most brands |
| N 921023 | step-on | gray  | 7/8" tube – most brands |
| O 921024 | step-on | black | 7/8" tube – most brands |

### Tubing Plugs grips *inside* the tubing

| Part #   | Material | Color | Fits             |
|----------|----------|-------|------------------|
| P 321040 | plastic  | gray  | most 3/4" tubing |
| 321042   | plastic  | black | most 3/4" tubing |
| 321044   | plastic  | black | most 5/8" tubing |
| 321041   | plastic  | black | most 7/8" tubing |
| 321043   | plastic  | gray  | most 7/8" tubing |
| 321045   | plastic  | black | most 1" tubing   |

### Tips for Wheel Locks, Pack of 10

| Part #   | Color     | Size                        | Fits             |
|----------|-----------|-----------------------------|------------------|
| A 921070 | gray      | 5/8" flat handle            | E & J, Invacare  |
| B 921071 | black     | 5/8" flat handle            | E & J, Invacare  |
| C 921072 | gray      | 1/2" flat handle            | E & J, Invacare  |
| D 921073 | black     | 1/2" flat handle            | E & J, Invacare  |
| 921074   | black PVC | 1/4"x 1/2" for alum. handle | most Ultralights |

### Hand Grips

| Part #   | Description | Size              | Fits             |
|----------|-------------|-------------------|------------------|
| F 921060 | gray        | for 7/8" tube     | most brands      |
| G 921061 | black       | for 7/8" tube     | most brands      |
| H 921063 | foam, black | 5-1/2" x 3/4" ID  | most ultralights |
| I 921064 | foam, black | 5-1/2" x 7/8" ID  | most ultralights |
| J 921065 | foam, black | 12-1/2" x 3/4" ID | Quickie, Sunrise |



Note: Do not install handgrips with lubricants; use water only. Check that grips are tight; in some cases, adhesives may be necessary.

### Armrest Foam Fits: Quickie, Invacare Action, Colours, Ti-Sport, E&J & others

| Part #     | Description     | Size              |
|------------|-----------------|-------------------|
| K 0105FOAM | black (tubular) | 9" length x 1" ID |

### Saddle Washers (Cove Spacers)

| Part #   | Description | Size                    | Fits             |
|----------|-------------|-------------------------|------------------|
| L 921009 | black       | 7/8" tubing, 5/16" bore | most ultralights |
| M 921010 | black       | 1" tubing, 5/16" bore   | most ultralights |



## 7. Tips, Grips & Plugs

### Crutch Parts (sold in pairs)

|   | Part # | Description         | Type/Color |
|---|--------|---------------------|------------|
| G | 731490 | crutch hand grip    | solid/tan  |
|   | 321083 | crutch hand grip    | split/tan  |
| H | 731480 | crutch underarm pad | tan        |

### Crutch, Cane and Walker Tips (sold in pairs)

|   | Part # | Color  | Fits   |
|---|--------|--------|--------|
| I | 731400 | gray   | 1/2"   |
| I | 731410 | gray   | 5/8"   |
| F | 731430 | gray   | 3/4"   |
| F | 731440 | gray   | 7/8"   |
| I | 731450 | gray   | 1"     |
| I | 731460 | gray   | 1-1/8" |
| F | 731470 | yellow | 7/8"   |

